

High-Volume TSP Sampler  
5-Point Calibration Record

Location : AM1 (ICC)  
Calibrated by : K.T.Ho  
Date : 04/07/2025

Sampler

Model : TE-5170  
Serial Number : S/N 0767

Calibration Orifice and Standard Calibration Relationship

Serial Number : 2454  
Next Calibration Date : 02 December 2025  
Slope (m) : 2.08315  
Intercept (b) : -0.04938  
Correlation Coefficient(r) : 0.99985

Standard Condition

Pstd (hpa) : 1013  
Tstd (K) : 298.18

Calibration Condition


Pa (hpa) : 1005  
Ta(K) : 305.5

Resistance Plate		dH [green liquid] (inch water)	Z	X=Qstd (cubic meter/min)	IC (chart)	Y (corrected)
1	18 holes	12.4	3.465	1.687	64	62.97
2	13 holes	9.0	2.952	1.441	54	53.13
3	10 holes	6.6	2.528	1.237	42	41.32
4	7 holes	4.2	2.016	0.992	32	31.48
5	5 holes	2.8	1.646	0.814	20	19.68

Notes:  $Z = \text{SQRT}\{dH(Pa/Pstd)(Tstd/Ta)\}$ ,  $X = Z/m - b$ ,  $Y(\text{Corrected Flow}) = IC * \{\text{SQRT}(Pa/Pstd)(Tstd/Ta)\}$

Sampler Calibration Relationship

Slope(m): 49.113      Intercept(b): -18.891      Correlation Coefficient(r): 0.9967

Checked by:   
Magnum Fan

Date: 07/07/2025

# Certificate of Calibration

**Calibration Certification Information**
**Cal. Date:** December 2, 2024

**Rootsmeter S/N:** 438320

**Ta:** 293

**°K**
**Operator:** Jim Tisch

**Pa:** 757.4

**mm Hg**
**Calibration Model #:** TE-5025A

**Calibrator S/N:** 2454

Run	Vol. Init (m3)	Vol. Final (m3)	ΔVol. (m3)	ΔTime (min)	ΔP (mm Hg)	ΔH (in H2O)
1	1	2	1	1.4200	3.2	2.00
2	3	4	1	1.0170	6.4	4.00
3	5	6	1	0.9090	7.9	5.00
4	7	8	1	0.8700	8.8	5.50
5	9	10	1	0.7140	12.8	8.00

**Data Tabulation**

Vstd (m3)	Qstd (x-axis)	$\sqrt{\Delta H \left( \frac{Pa}{Pstd} \right) \left( \frac{Tstd}{Ta} \right)}$ (y-axis)	Va	Qa (x-axis)	$\sqrt{\Delta H \left( \frac{Ta}{Pa} \right)}$ (y-axis)
1.0093	0.7108	1.4238	0.9958	0.7013	0.8796
1.0051	0.9883	2.0136	0.9916	0.9750	1.2439
1.0031	1.1035	2.2512	0.9896	1.0886	1.3907
1.0018	1.1515	2.3611	0.9884	1.1361	1.4586
0.9965	1.3956	2.8476	0.9831	1.3769	1.7592
<b>QSTD</b>	<b>m=</b>	<b>2.08315</b>	<b>QA</b>	<b>m=</b>	<b>1.30443</b>
	<b>b=</b>	<b>-0.04938</b>		<b>b=</b>	<b>-0.03050</b>
	<b>r=</b>	<b>0.99985</b>		<b>r=</b>	<b>0.99985</b>

**Calculations**

<b>Vstd=</b>	$\Delta Vol((Pa-\Delta P)/Pstd)(Tstd/Ta)$	<b>Va=</b>	$\Delta Vol((Pa-\Delta P)/Pa)$
<b>Qstd=</b>	$Vstd/\Delta Time$	<b>Qa=</b>	$Va/\Delta Time$
<b>For subsequent flow rate calculations:</b>			
<b>Qstd=</b>	$1/m \left( \left( \sqrt{\Delta H \left( \frac{Pa}{Pstd} \right) \left( \frac{Tstd}{Ta} \right)} \right) - b \right)$	<b>Qa=</b>	$1/m \left( \left( \sqrt{\Delta H \left( \frac{Ta}{Pa} \right)} \right) - b \right)$

**Standard Conditions**

<b>Tstd:</b>	298.15 °K
<b>Pstd:</b>	760 mm Hg
<b>Key</b>	
ΔH: calibrator manometer reading (in H2O)	
ΔP: rootsmeter manometer reading (mm Hg)	
Ta: actual absolute temperature (°K)	
Pa: actual barometric pressure (mm Hg)	
b: intercept	
m: slope	

**RECALIBRATION**

US EPA recommends annual recalibration per 1998 40 Code of Federal Regulations Part 50 to 51, Appendix B to Part 50, Reference Method for the Determination of Suspended Particulate Matter in the Atmosphere, 9.2.17, page 30



---

### SUB-CONTRACTING REPORT

---

CONTACT	: MR MAGNUM FAN	WORK ORDER	: <b>HK2502565</b>
CLIENT	: ENVIROTECH SERVICES CO.		
ADDRESS	: RM 712, 7/F, MY LOFT 9 HOI WING ROAD, TUEN MUN, N.T. HK	SUB-BATCH	: 1
		DATE RECEIVED	: 15-JAN-2025
		DATE OF ISSUE	: 21-JAN-2025
PROJECT	: ----	NO. OF SAMPLES	: 1
		CLIENT ORDER	: ----

---

#### General Comments

- Sample information (Project name, Sample ID, Sampling date/time, etc.) is provided by client.
  - Result(s) of sample(s) is/are reported on as received basis, unless otherwise specified. The result(s) is/are related only to the item(s) tested.
  - Sample(s) was/ were submitted by client. Sample(s) arrived laboratory in ambient condition.
  - Calibration was subcontracted to Envirotech Services Company.
- 

#### Signatories

This document has been signed by those names that appear on this report and are the authorised signatories

*Signatories*

*Position*

Richard Fung

Managing Director

---

---

This report supersedes any previous report(s) with the same work order number.

All pages of this report have been checked and approved for release.

**ALS Technichem (HK) Pty Ltd**  
Part of the **ALS Laboratory Group**

11/F, Chung Shun Knitting Centre 1 - 3 Wing Yip Street Kwai Chung N.T. Hong Kong  
Tel. +852 2610 1044 Fax. +852 2610 2021 [www.alsglobal.com](http://www.alsglobal.com)

WORK ORDER : HK2502565  
SUB-BATCH : 1  
CLIENT : ENVIROTECH SERVICES CO.  
PROJECT : ----



ALS Lab ID	Client's Sample ID	Sample Type	Sample Date	External Lab Report No.
HK2502565-001	Sibata LD-5R (831656)	Equipments	02-Jan-2025	S/N: 831656

----- END OF REPORT -----





Envirotech Services Co.

Rm. 712, 7/F  
My Loft,  
9 Hoi Wing Road,  
Tuen Mun, H.K.  
Tel : 2560 8450  
Fax : 2560 6553  
E-mail: envirotech@netvigator.com

## Equipment Verification Report (TSP)

### Equipment Calibrated:

Type: Laser Dust Monitor  
Manufacturer: Sibata LD-5R  
Serial No.: 831656  
Equipment Ref.: N/A  
ALS Job Order: HK2500343

### Standard Equipment

Standard Equipment: High Volume Sampler (TSP)  
Location: Envirotech Room (Calibration Room)  
Equipment Ref.: HVS 8162  
Last Calibration Date: 1-Jan-2025

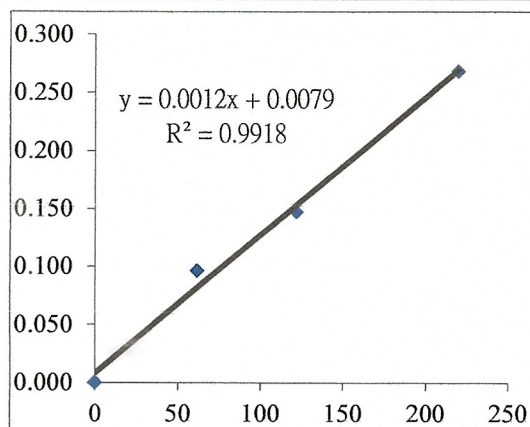
### Equipment Verification Results:

Verification Date: 2-Jan-2025

Hour	Time	Mean Temp °C	Mean Pressure (hpa)	TSP Level in mg (Standard Equipment) (Y-Axis)	Total Count (Calibrated Equipment) (X-Axis)
1hr 00mins	0900-1000	16.1	1023	0.096	62
2hr 00mins	1005-1205	20.5	1022	0.147	122
3hr 00mins	1330-1630	21.0	1022	0.268	220

### Linear Regression of Y or X

Slope (K-factor): 0.0012(mg)/Count  
Correlation Coefficient (R): 0.9959  
Date of Issue: 15-Jan-2025



### Remarks:

1. Strong Correlation ( $>0.8$ )
2. Factor 0.0012(mg)/Count should be applied for TSP monitoring

\*If  $R < 0.5$ , repair or verification is required for the equipment

Operator: P.F.Yeung Signature Fai Date: 15 Jan 2025

QC Reviewer: K.F.Ho Signature at Date: 15 Jan 2025

## TSP SAMPLER CALIBRATION CALCULATION SPREADSHEET

Location : Rm. 712, My Loft, Tuen Mun      Date of Calibration: 1-Jan-25  
HVS ID: 8162      Next Calibration Date: 31-Mar-25  
Name and Model : TISCH HVS Model TE-5170      Operator: K.F.Ho

### CONDITIONS

Sea Level Pressure (hpa)	1023	Corrected Pressure (mm Hg)	767.3
Temperature (°C)	15.8	Temperature (K)	288.8

### CALIBRATION ORIFICE

Make:	TISCH	Qstd Slope	2.08315
Model:	TE-5025A	Qstd Intercept	-0.04938
Serial#:	2454		

### CALIBRATION

Plate No.	H2O(L) (in)	H2O(R) (in)	H2O (in)	Qstd (m3/min)	I (chart)	IC (corrected)	LINEAR REGRESSION
18	6.4	6.4	12.8	1.777	62	63.30	Slope= 35.208 Intercept= -0.0015 Corr. Coeff.= 0.9959
13	5.3	5.3	10.6	1.619	56	57.17	
10	4.2	4.2	8.4	1.444	48	49.00	
7	2.7	2.7	5.4	1.163	41	41.86	
5	1.7	1.7	3.4	0.927	32	32.67	

#### Calculations:

$$Qstd = 1/m[\text{Sqrt}(H2O(Pa/Pstd)(Tstd/Ta))-b]$$

$$IC = I[\text{Sqrt}(Pa/Pstd)(Tstd/Ta)]$$

Qstd = standard flow rate

IC = corrected chart response

I = actual chart response

m = calibrator Qstd slope

b = calibrator Qstd intercept

Ta = actual temperature during calibration (deg K)

Pa = actual pressure during calibration (mm Hg)

#### For subsequent calculation of sampler flow:

$$1/m((I)[\text{Sqrt}(298/Tav)(Pav/760)]-b)$$

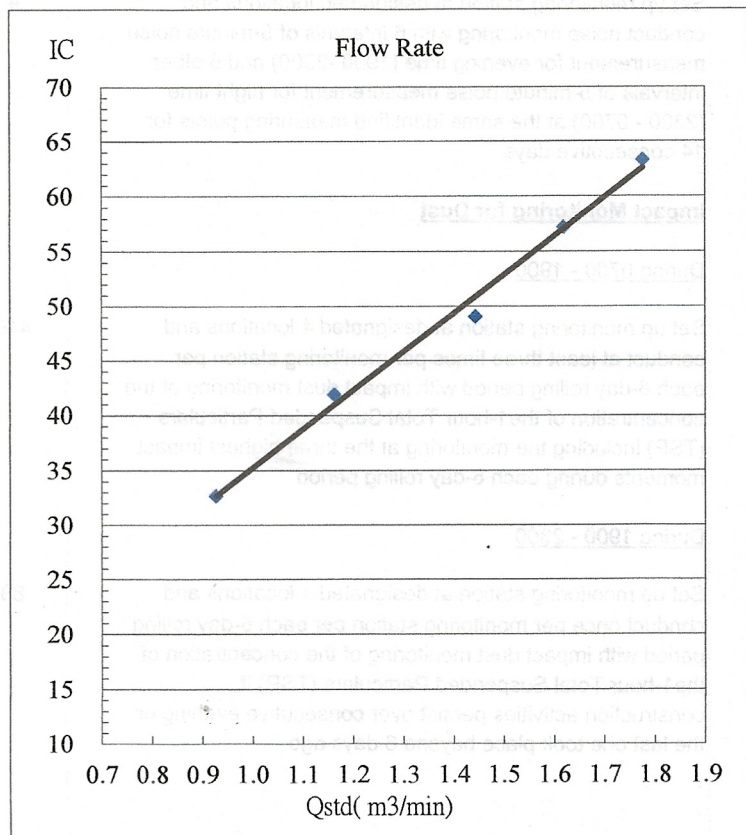
m = sampler slope

b = sampler intercept

I = chart response

Tav = daily average temperature

Pav = daily average pressure





# Certificate of Calibration

## Calibration Certification Information

Cal. Date: December 2, 2024

Rootsmeter S/N: 438320

Ta: 293 °K

Operator: Jim Tisch

Pa: 757.4 mm Hg

Calibration Model #: TE-5025A

Calibrator S/N: 2454

Run	Vol. Init (m3)	Vol. Final (m3)	ΔVol. (m3)	ΔTime (min)	ΔP (mm Hg)	ΔH (in H2O)
1	1	2	1	1.4200	3.2	2.00
2	3	4	1	1.0170	6.4	4.00
3	5	6	1	0.9090	7.9	5.00
4	7	8	1	0.8700	8.8	5.50
5	9	10	1	0.7140	12.8	8.00

## Data Tabulation

Vstd (m3)	Qstd (x-axis)	$\sqrt{\Delta H \left( \frac{Pa}{Pstd} \right) \left( \frac{Tstd}{Ta} \right)}$ (y-axis)	Va	Qa (x-axis)	$\sqrt{\Delta H \left( \frac{Ta}{Pa} \right)}$ (y-axis)
1.0093	0.7108	1.4238	0.9958	0.7013	0.8796
1.0051	0.9883	2.0136	0.9916	0.9750	1.2439
1.0031	1.1035	2.2512	0.9896	1.0886	1.3907
1.0018	1.1515	2.3611	0.9884	1.1361	1.4586
0.9965	1.3956	2.8476	0.9831	1.3769	1.7592
<b>QSTD</b>	m=	<b>2.08315</b>	<b>QA</b>	m=	<b>1.30443</b>
	b=	<b>-0.04938</b>		b=	<b>-0.03050</b>
	r=	<b>0.99985</b>		r=	<b>0.99985</b>

## Calculations

Vstd=	$\Delta Vol((Pa-\Delta P)/Pstd)(Tstd/Ta)$	Va=	$\Delta Vol((Pa-\Delta P)/Pa)$
Qstd=	Vstd/ΔTime	Qa=	Va/ΔTime
For subsequent flow rate calculations:			
Qstd=	$1/m \left( \left( \sqrt{\Delta H \left( \frac{Pa}{Pstd} \right) \left( \frac{Tstd}{Ta} \right)} \right) - b \right)$	Qa=	$1/m \left( \left( \sqrt{\Delta H \left( \frac{Ta}{Pa} \right)} \right) - b \right)$

## Standard Conditions

Tstd:	298.15 °K
Pstd:	760 mm Hg
Key	
ΔH: calibrator manometer reading (in H2O)	
ΔP: rootsmeter manometer reading (mm Hg)	
Ta: actual absolute temperature (°K)	
Pa: actual barometric pressure (mm Hg)	
b: intercept	
m: slope	

## RECALIBRATION

US EPA recommends annual recalibration per 1998 40 Code of Federal Regulations Part 50 to 51, Appendix B to Part 50, Reference Method for the Determination of Suspended Particulate Matter in the Atmosphere, 9.2.17, page 30



### SUB-CONTRACTING REPORT

CONTACT : MR MAGNUM FAN  
CLIENT : ENVIROTECH SERVICES CO.  
ADDRESS : RM 712, 7/F, MY LOFT 9 HOI WING ROAD,  
TUEN MUN, N.T. HK  
PROJECT : ---

WORK ORDER : HK2500019  
SUB-BATCH : 1  
DATE RECEIVED : 16-DEC-2024  
DATE OF ISSUE : 8-JAN-2025  
NO. OF SAMPLES : 1  
CLIENT ORDER : ---

#### General Comments

- Sample information (Project name, Sample ID, Sampling date/time, etc.) is provided by client.
- Result(s) of sample(s) is/are reported on as received basis, unless otherwise specified. The result(s) is/are related only to the item(s) tested.
- Sample(s) was/ were submitted by client. Sample(s) arrived laboratory in ambient condition.
- Calibration was subcontracted to Envirotech Services Company.

#### Signatories

This document has been signed by those names that appear on this report and are the authorised signatories

Signatories

Position

Richard Fung

Managing Director

This report supersedes any previous report(s) with the same work order number.

All pages of this report have been checked and approved for release.

**ALS Technichem (HK) Pty Ltd**  
Part of the **ALS Laboratory Group**

11/F, Chung Shun Knitting Centre 1 - 3 Wing Yip Street Kwai Chung N.T. Hong Kong  
Tel. +852 2610 1044 Fax. +852 2610 2021 [www.alsglobal.com](http://www.alsglobal.com)

WORK ORDER : HK2500019  
SUB-BATCH : 1  
CLIENT : ENVIROTECH SERVICES CO.  
PROJECT : ----



ALS Lab ID	Client's Sample ID	Sample Type	Sample Date	External Lab Report No.
HK2500019-001	Sibata LD-3B (235780)	Equipments	07-Dec-2024	S/N: 235780

----- END OF REPORT -----





Envirotech Services Co.

Rm. 712, 7/F  
My Loft,  
9 Hoi Wing Road,  
Tuen Mun, H.K.  
Tel : 2560 8450  
Fax : 2560 6553  
E mail: envirotech@netvigator.com

## Equipment Verification Report (TSP)

### Equipment Calibrated:

Type: Laser Dust Monitor  
Manufacturer: Sibata LD-3B  
Serial No.: 235780  
Equipment Ref.: N/A  
ALS Job Order: HK2451037

### Standard Equipment

Standard Equipment: High Volume Sampler (TSP)  
Location: Envirotech Room (Calibration Room)  
Equipment Ref.: HVS 8162  
Last Calibration Date: 19-Oct-2024

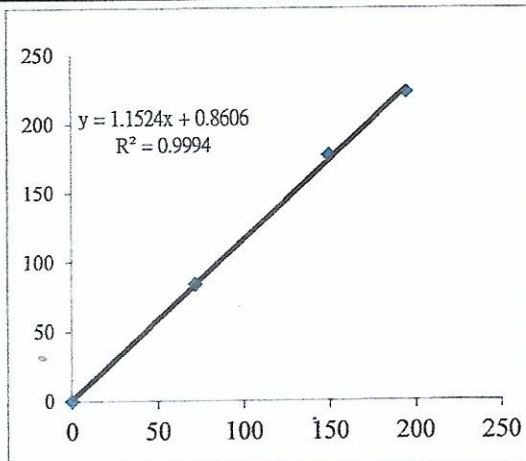
### Equipment Verification Results:

Verification Date: 7-Dec-2024

Hour	Time	Mean Temp °C	Mean Pressure (hpa)	Concentration in $\mu\text{g}/\text{m}^3$ (Standard Equipment) (Y-Axis)	Concentration in $\mu\text{g}/\text{m}^3$ (Calibrated Equipment) (X-Axis)
1hr 00mins	0910-1010	19.5	1022	84	72
2hr 00mins	1300-1500	21.2	1019	177	150
3hr 00mins	1505-1805	21.5	1018	223	195

### Linear Regression of Y or X

Slope (K-factor):  $1.1524(\mu\text{g}/\text{m}^3)/\text{CPM}$   
Correlation Coefficient (R): 0.9997  
Date of Issue: 14-Dec-2024



### Remarks:

1. Strong Correlation ( $>0.8$ )
2. Factor  $1.1524(\mu\text{g}/\text{m}^3)/\text{CPM}$  should be applied for TSP monitoring

\*If  $R < 0.5$ , repair or verification is required for the equipment

Operator: P.F.Yeung Signature *Pa?* Date: 14 Dec 2024

QC Reviewer: K.F.Ho Signature *at* Date: 14 Dec 2024



# TSP SAMPLER CALIBRATION CALCULATION SPREADSHEET

Location : Rm. 712, My Loft, Tuen Mun	Date of Calibration: 19-Oct-24
HVS ID: 8162	Next Calibration Date: 19-Dec-24
Name and Model : TISCH HVS Model TE-5170	Operator: K.F.Ho

## CONDITIONS

Sea Level Pressure (hpa)	1015	Corrected Pressure (mm Hg)	761.3
Temperature (°C)	26.0	Temperature (K)	299

## CALIBRATION ORIFICE

Make:	TISCH	Qstd Slope	2.07544
Model:	TE-5025A	Qstd Intercept	-0.03205
Serial#:	2454		

## CALIBRATION

Plate No.	H2O(L) (in)	H2O(R) (in)	H2O (in)	Qstd (m3/min)	I (chart)	IC (corrected)	LINEAR REGRESSION
18	6.1	6.4	12.5	1.718	62	61.97	Slope= 45.67 Intercept= -15.103 Corr. Coeff.= 0.9947
13	4.9	5.2	10.1	1.546	56	55.97	
10	3.6	3.8	7.4	1.325	48	47.97	
7	2.4	2.7	5.1	1.103	34	33.98	
5	1.4	1.7	3.1	0.863	24	23.99	

### Calculations:

$$Qstd = 1/m[\text{Sqrt}(H2O(Pa/Pstd)(Tstd/Ta))-b]$$

$$IC = I[\text{Sqrt}(Pa/Pstd)(Tstd/Ta)]$$

Qstd = standard flow rate

IC = corrected chart response

I = actual chart response

m = calibrator Qstd slope

b = calibrator Qstd intercept

Ta = actual temperature during calibration (deg K)

Pa = actual pressure during calibration (mm Hg)

For subsequent calculation of sampler flow:

$$1/m(I[\text{Sqrt}(298/Tav)(Pav/760)]-b)$$

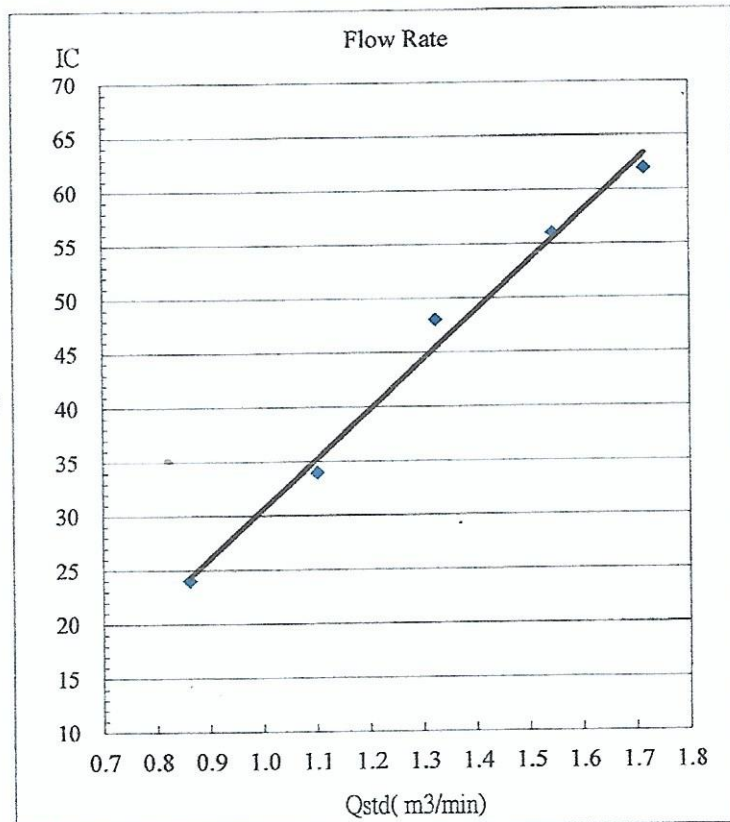
m = sampler slope

b = sampler intercept

I = chart response

Tav = daily average temperature

Pav = daily average pressure



## Certificate of Calibration

### Calibration Certification Information

Cal. Date: December 15, 2023      Roots-meter S/N: 438320      Ta: 295 °K  
 Operator: Jim Tisch      Pa: 748.5 mm Hg  
 Calibration Model #: TE-5025A      Calibrator S/N: **2454**

Run	Vol. Init (m3)	Vol. Final (m3)	ΔVol. (m3)	ΔTime (min)	ΔP (mm Hg)	ΔH (in H2O)
1	1	2	1	1.4250	3.2	2.00
2	3	4	1	1.0090	6.4	4.00
3	5	6	1	0.9040	7.9	5.00
4	7	8	1	0.8610	8.8	5.50
5	9	10	1	0.7110	12.8	8.00

### Data Tabulation

Vstd (m3)	Qstd (x-axis)	$\sqrt{\Delta H \left( \frac{Pa}{Pstd} \right) \left( \frac{Tstd}{Ta} \right)}$ (y-axis)	Va	Qa (x-axis)	$\sqrt{\Delta H \left( \frac{Ta}{Pa} \right)}$ (y-axis)
0.9907	0.6952	1.4106	0.9957	0.6988	0.8878
0.9864	0.9776	1.9949	0.9914	0.9826	1.2556
0.9844	1.0890	2.2304	0.9894	1.0945	1.4037
0.9832	1.1420	2.3393	0.9882	1.1478	1.4723
0.9779	1.3754	2.8213	0.9829	1.3824	1.7756
<b>QSTD</b>	m=	<b>2.07544</b>	<b>QA</b>	m=	<b>1.29961</b>
	b=	<b>-0.03205</b>		b=	<b>-0.02017</b>
	r=	<b>0.99999</b>		r=	<b>0.99999</b>

### Calculations

<b>Vstd</b> = $\Delta Vol \left( \frac{Pa - \Delta P}{Pstd} \right) \left( \frac{Tstd}{Ta} \right)$	<b>Va</b> = $\Delta Vol \left( \frac{Pa - \Delta P}{Pa} \right)$
<b>Qstd</b> = $Vstd / \Delta Time$	<b>Qa</b> = $Va / \Delta Time$
<b>For subsequent flow rate calculations:</b>	
<b>Qstd</b> = $1/m \left( \left( \sqrt{\Delta H \left( \frac{Pa}{Pstd} \right) \left( \frac{Tstd}{Ta} \right)} \right) - b \right)$	<b>Qa</b> = $1/m \left( \left( \sqrt{\Delta H \left( \frac{Ta}{Pa} \right)} \right) - b \right)$

### Standard Conditions

Tstd:	298.15 °K
Pstd:	760 mm Hg
<b>Key</b>	
ΔH: calibrator manometer reading (in H2O)	
ΔP: roots-meter manometer reading (mm Hg)	
Ta: actual absolute temperature (°K)	
Pa: actual barometric pressure (mm Hg)	
b: intercept	
m: slope	

### RECALIBRATION

US EPA recommends annual recalibration per 1998 40 Code of Federal Regulations Part 50 to 51, Appendix B to Part 50, Reference Method for the Determination of Suspended Particulate Matter in the Atmosphere, 9.2.17, page 30



### SUB-CONTRACTING REPORT

CONTACT	: MR MAGNUM FAN	WORK ORDER	: <b>HK2448121</b>
CLIENT	: ENVIROTECH SERVICES CO.		
ADDRESS	: RM 712, 7/F, MY LOFT 9 HOI WING ROAD, TUEN MUN, N.T. HK	SUB-BATCH	: 1
		DATE RECEIVED	: 13-NOV-2024
		DATE OF ISSUE	: 20-NOV-2024
PROJECT	: ----	NO. OF SAMPLES	: 1
		CLIENT ORDER	: ----

#### General Comments

- Sample information (Project name, Sample ID, Sampling date/time, etc.) is provided by client.
- Result(s) of sample(s) is/are reported on as received basis, unless otherwise specified. The result(s) is/are related only to the item(s) tested.
- Sample(s) was/ were submitted by client. Sample(s) arrived laboratory in ambient condition.
- Calibration was subcontracted to Envirotech Services Company.

#### Signatories

This document has been signed by those names that appear on this report and are the authorised signatories

*Signatories*

*Position*

Richard Fung

Managing Director

This report supersedes any previous report(s) with the same work order number.

All pages of this report have been checked and approved for release.

**ALS Technichem (HK) Pty Ltd**  
Part of the **ALS Laboratory Group**

11/F, Chung Shun Knitting Centre 1 - 3 Wing Yip Street Kwai Chung N.T. Hong Kong  
Tel. +852 2610 1044 Fax. +852 2610 2021 [www.alsglobal.com](http://www.alsglobal.com)

WORK ORDER : HK2448121  
SUB-BATCH : 1  
CLIENT : ENVIROTECH SERVICES CO.  
PROJECT : ----



ALS Lab ID	Client's Sample ID	Sample Type	Sample Date	External Lab Report No.
HK2448121-001	Sibata LD-3B (245834)	Equipments	09-Nov-2024	S/N: 245834

----- END OF REPORT -----





## Equipment Verification Report (TSP)

### Equipment Calibrated:

Type: Laser Dust Monitor  
Manufacturer: Sibata LD-3B  
Serial No.: 245834  
Equipment Ref.: N/A  
ALS Job Order: HK2446853

### Standard Equipment

Standard Equipment: High Volume Sampler (TSP)  
Location: Envirotech Room (Calibration Room)  
Equipment Ref.: HVS 8162  
Last Calibration Date: 19-Oct-2024

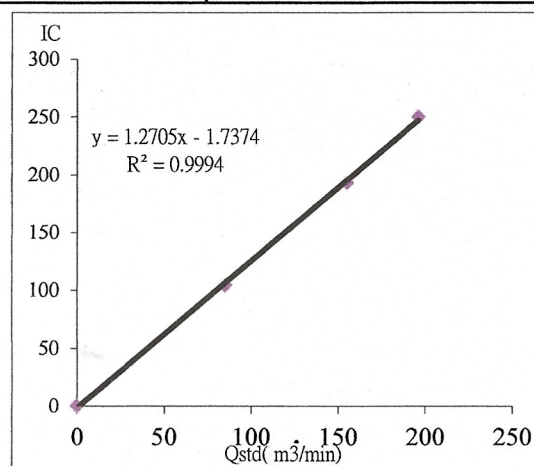
### Equipment Verification Results:

Verification Date: 9-Nov-2024

Hour	Time	Mean Temp °C	Mean Pressure (hpa)	Concentration in $\mu\text{g}/\text{m}^3$ (Standard Equipment) (Y-Axis)	Concentration in $\mu\text{g}/\text{m}^3$ (Calibrated Equipment) (X-Axis)
1hr 00mins	0905-1005	24.9	1013	85	104
2hr 00mins	1015-1215	25.2	1014	155	193
3hr 00mins	1430-1730	25.6	1014	196	250

### Linear Regression of Y or X

Slope (K-factor):  $1.2705(\mu\text{g}/\text{m}^3)/\text{CPM}$   
Correlation Coefficient (R): 0.9997  
Date of Issue: 13-Nov-2024



### Remarks:

1. Strong Correlation ( $>0.8$ )
2. Factor  $1.2705(\mu\text{g}/\text{m}^3)/\text{CPM}$  should be applied for TSP monitoring

\*If  $R < 0.5$ , repair or verification is required for the equipment

Operator: P.F.Yeung Signature Date: 11 Nov 2024

QC Reviewer: K.F.Ho Signature Date: 11 Nov 2024

## TSP SAMPLER CALIBRATION CALCULATION SPREADSHEET

Location : Rm. 712, My Loft, Tuen Mun      Date of Calibration: 19-Oct-24  
HVS ID: 8162      Next Calibration Date: 19-Dec-24  
Name and Model : TISCH HVS Model TE-5170      Operator: K.F.Ho

### CONDITIONS

Sea Level Pressure (hpa)	1015	Corrected Pressure (mm Hg)	761.3
Temperature (°C)	26.0	Temperature (K)	299

### CALIBRATION ORIFICE

Make:	TISCH	Qstd Slope	2.07544
Model:	TE-5025A	Qstd Intercept	-0.03205
Serial#:	2454		

### CALIBRATION

Plate No.	H2O(L) (in)	H2O(R) (in)	H2O (in)	Qstd (m3/min)	I (chart)	IC (corrected)	LINEAR REGRESSION
18	6.1	6.4	12.5	1.718	62	61.97	Slope= 45.67 Intercept= -15.103 Corr. Coeff.= 0.9947
13	4.9	5.2	10.1	1.546	56	55.97	
10	3.6	3.8	7.4	1.325	48	47.97	
7	2.4	2.7	5.1	1.103	34	33.98	
5	1.4	1.7	3.1	0.863	24	23.99	

#### Calculations:

$$Qstd = 1/m[\text{Sqrt}(H2O(Pa/Pstd)(Tstd/Ta))-b]$$

$$IC = I[\text{Sqrt}(Pa/Pstd)(Tstd/Ta)]$$

Qstd = standard flow rate

IC = corrected chart response

I = actual chart response

m = calibrator Qstd slope

b = calibrator Qstd intercept

Ta = actual temperature during calibration (deg K)

Pa = actual pressure during calibration (mm Hg)

#### For subsequent calculation of sampler flow:

$$1/m((I[\text{Sqrt}(298/Tav)(Pav/760)]-b)$$

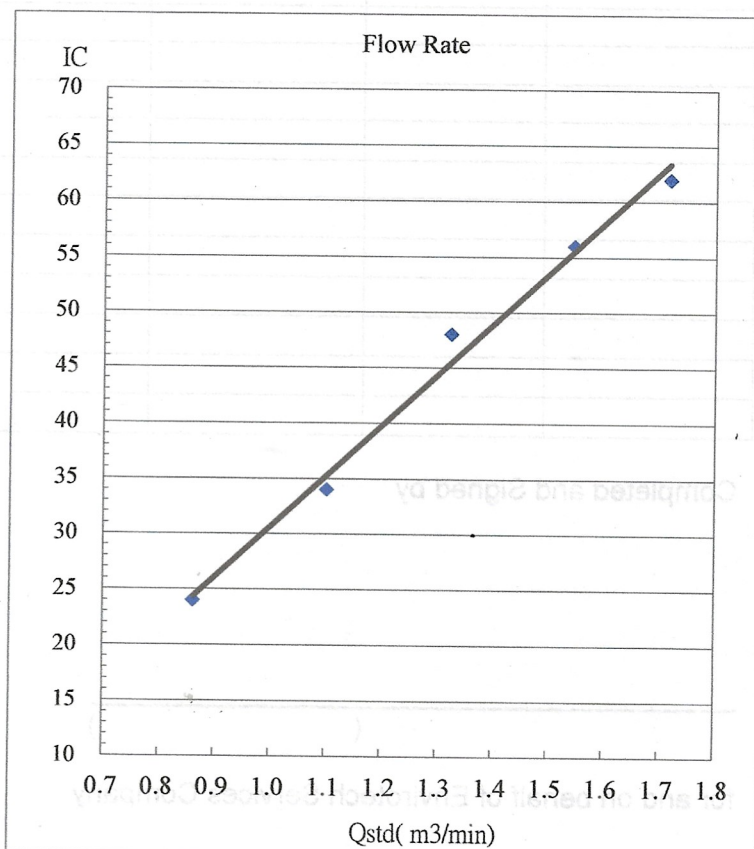
m = sampler slope

b = sampler intercept

I = chart response

Tav = daily average temperature

Pav = daily average pressure





## Certificate of Calibration

### Calibration Certification Information

Cal. Date: December 15, 2023      Rootsmeter S/N: 438320      Ta: 295 °K  
 Operator: Jim Tisch      Pa: 748.5 mm Hg  
 Calibration Model #: TE-5025A      Calibrator S/N: 2454

Run	Vol. Init (m3)	Vol. Final (m3)	ΔVol. (m3)	ΔTime (min)	ΔP (mm Hg)	ΔH (in H2O)
1	1	2	1	1.4250	3.2	2.00
2	3	4	1	1.0090	6.4	4.00
3	5	6	1	0.9040	7.9	5.00
4	7	8	1	0.8610	8.8	5.50
5	9	10	1	0.7110	12.8	8.00

### Data Tabulation

Vstd (m3)	Qstd (x-axis)	$\sqrt{\Delta H \left( \frac{Pa}{Pstd} \right) \left( \frac{Tstd}{Ta} \right)}$ (y-axis)	Va	Qa (x-axis)	$\sqrt{\Delta H \left( \frac{Ta}{Pa} \right)}$ (y-axis)
0.9907	0.6952	1.4106	0.9957	0.6988	0.8878
0.9864	0.9776	1.9949	0.9914	0.9826	1.2556
0.9844	1.0890	2.2304	0.9894	1.0945	1.4037
0.9832	1.1420	2.3393	0.9882	1.1478	1.4723
0.9779	1.3754	2.8213	0.9829	1.3824	1.7756
<b>QSTD</b>	m=	<b>2.07544</b>	<b>QA</b>	m=	<b>1.29961</b>
	b=	<b>-0.03205</b>		b=	<b>-0.02017</b>
	r=	<b>0.99999</b>		r=	<b>0.99999</b>

### Calculations

Vstd=	$\Delta Vol((Pa-\Delta P)/Pstd)(Tstd/Ta)$	Va=	$\Delta Vol((Pa-\Delta P)/Pa)$
Qstd=	Vstd/ΔTime	Qa=	Va/ΔTime
For subsequent flow rate calculations:			
Qstd=	$1/m \left( \left( \sqrt{\Delta H \left( \frac{Pa}{Pstd} \right) \left( \frac{Tstd}{Ta} \right)} \right) - b \right)$	Qa=	$1/m \left( \left( \sqrt{\Delta H \left( \frac{Ta}{Pa} \right)} \right) - b \right)$

### Standard Conditions

Tstd: 298.15 °K

Pstd: 760 mm Hg

### Key

ΔH: calibrator manometer reading (in H2O)  
 ΔP: rootsmeter manometer reading (mm Hg)  
 Ta: actual absolute temperature (°K)  
 Pa: actual barometric pressure (mm Hg)  
 b: intercept  
 m: slope

### RECALIBRATION

US EPA recommends annual recalibration per 1998 40 Code of Federal Regulations Part 50 to 51, Appendix B to Part 50, Reference Method for the Determination of Suspended Particulate Matter in the Atmosphere, 9.2.17, page 30

# *Certificate of Calibration*

*for*

*Description:* *Sound Level Calibrator*

*Manufacturer:* *Larson Davis*

*Type No.:* *CAL200*

*Serial No.:* *16172*

*Submitted by:*

*Customer:* *Envirotech Services Co.*

*Address:* *Rm.712, 7/F., My Loft, 9 Hoi Wing Road,  
Tuen Mun, Hong Kong*

Upon receipt for calibration, the instrument was found to be:

☒ **Within**

☐ **Outside**

**the allowable tolerance.**

The test equipments used for calibration are traceable to National Standards via:


- The Government of The Hong Kong Special Administrative Region Standard & Calibration Laboratory

**Date of receipt: 6 February 2025**

**Date of calibration: 7 February 2025**

**Date of NEXT calibration: 6 February 2026**

*Calibrated by:*   
*Calibration Technician*

*Certified by:*   
**Mr. Ng Yan Wa**  
**Laboratory Manager**

**Date of issue: 7 February 2025**

**Certificate No.: APJ24-143-CC002**



Page 1 of 2



**1. Calibration Precautions:**

- The unit-under-test (UUT) was allowed to stabilize in the laboratory for over 24 hours, and switched on to warm up for over 10 minutes before the commencement of the test.
- The results presented are the mean of 3 measurements at each calibration point.

**2. Calibration Specifications:**

Calibration check

**3. Calibration Conditions:**

Air Temperature: 24.3 °C  
Air Pressure: 1006 hPa  
Relative Humidity: 59.2 %

**4. Calibration Equipment:**

Test Equipment	Type	Serial No.	Calibration Report Number	Traceable to
Multifunction Calibrator	B&K 4226	2288467	AV240081	HOKLAS
Sound Level Meter	RION NA-28	30721812	AV240109	HOKLAS

**5. Calibration Results****5.1 Sound Pressure Level**

Nominal value dB	Accept lower level dB	Accept upper level dB	Measured value dB
94.0	93.6	94.4	93.7
114.0	113.6	114.4	113.7

**6. Calibration Results Applied**

The results apply to the particular unit-under-test only. All calibration points are within manufacture's specification as IEC 60942 Class 1.

Note:

The values given in this certification only related to the values measured at the time of the calibration.

Certificate No.: APJ24-143-CC002



Page 2 of 2

# Certificate of Calibration

for

**Description:** *Sound Level Meter*  
**Manufacturer:** *RION*  
**Type No.:** *NL-52 (Serial No.: 00643040)*  
**Microphone:** *PCB 377B02 (Serial No.: 172764)*  
**Preamplifier:** *NH-25 (Serial No.: 21757)*

**Submitted by:**

**Customer:** *Envirotech Services Co.*  
**Address:** *Rm. 712, 7/F., My Loft, 9 Hoi Wing Road,  
Tuen Mun, Hong Kong*

Upon receipt for calibration, the instrument was found to be:

- ☒ Within (31.5Hz – 8kHz)  
☐ Outside

the allowable tolerance.

The test equipment used for calibration are traceable to National Standards via:


- The Government of The Hong Kong Special Administrative Region Standard & Calibration Laboratory

**Date of receipt:** 25 September 2024

**Date of calibration:** 27 September 2024

**Date of NEXT calibration:** 26 September 2025

**Calibrated by:**   
Calibration Technician

**Certified by:**   
Mr. Ng Yan Wa  
Laboratory Manager

**Date of issue:** 27 September 2024

Certificate No.: APJ24-072-CC001



Page 1 of 4



**1. Calibration Precaution:**

- The unit-under-test (UUT) was allowed to stabilize in the laboratory for over 24 hours, and switched on to warm up for over 10 minutes before the commencement of the test.
- The results presented are the mean of 3 measurements at each calibration point.

**2. Calibration Conditions:**

Air Temperature: 24.9 °C  
Air Pressure: 1006 hPa  
Relative Humidity: 54.5 %

**3. Calibration Equipment:**

	Type	Serial No.	Calibration Report Number	Traceable to
Multifunction Calibrator	B&K 4226	2288467	AV240081	HOKLAS

**4. Calibration Results**

Sound Pressure Level

Reference Sound Pressure Level

Setting of Unit-under-test (UUT)			Applied value		UUT Reading,	IEC 61672 Class 1
Range, dB	Freq. Weighting	Time Weighting	Level, dB	Frequency, Hz	dB	Specification, dB
30-130	dBA SPL	Fast	94	1000	94.0	±0.4

Linearity

Setting of Unit-under-test (UUT)			Applied value		UUT Reading,	IEC 61672 Class 1
Range, dB	Freq. Weighting	Time Weighting	Level, dB	Frequency, Hz	dB	Specification, dB
30-130	dBA SPL	Fast	94	1000	94.0	Ref
			104		104.0	±0.3
			114		114.0	±0.3

Time Weighting

Setting of Unit-under-test (UUT)			Applied value		UUT Reading,	IEC 61672 Class 1
Range, dB	Freq. Weighting	Time Weighting	Level, dB	Frequency, Hz	dB	Specification, dB
30-130	dBA SPL	Fast	94	1000	94.0	Ref
		Slow			94.0	±0.3

Certificate No.: APJ24-072-CC001



Page 2 of 4

Frequency Response

Linear Response

Setting of Unit-under-test (UUT)			Applied value		UUT Reading,	IEC 61672 Class 1
Range, dB	Freq. Weighting	Time Weighting	Level, dB	Frequency, Hz	dB	Specification, dB
30-130	dB	SPL	94	31.5	93.8	$\pm 2.0$
				63	93.9	$\pm 1.5$
				125	93.9	$\pm 1.5$
				250	93.9	$\pm 1.4$
				500	93.9	$\pm 1.4$
				1000	94.0	Ref
				2000	94.0	$\pm 1.6$
				4000	94.5	$\pm 1.6$
				8000	91.8	+2.1; -3.1

A-weighting

Setting of Unit-under-test (UUT)			Applied value		UUT Reading,	IEC 61672 Class 1
Range, dB	Freq. Weighting	Time Weighting	Level, dB	Frequency, Hz	dB	Specification, dB
30-130	dBA	SPL	94	31.5	54.4	$-39.4 \pm 2.0$
				63	67.8	$-26.2 \pm 1.5$
				125	77.8	$-16.1 \pm 1.5$
				250	85.3	$-8.6 \pm 1.4$
				500	90.7	$-3.2 \pm 1.4$
				1000	94.0	Ref
				2000	95.2	$+1.2 \pm 1.6$
				4000	95.5	$+1.0 \pm 1.6$
				8000	90.8	$-1.1 \pm 2.1$ ; -3.1

C-weighting

Setting of Unit-under-test (UUT)			Applied value		UUT Reading,	IEC 61672 Class 1
Range, dB	Freq. Weighting	Time Weighting	Level, dB	Frequency, Hz	dB	Specification, dB
30-130	dBC	SPL	94	31.5	90.8	$-3.0 \pm 2.0$
				63	93.1	$-0.8 \pm 1.5$
				125	93.7	$-0.2 \pm 1.5$
				250	93.9	$-0.0 \pm 1.4$
				500	93.9	$-0.0 \pm 1.4$
				1000	94.0	Ref
				2000	93.8	$-0.2 \pm 1.6$
				4000	93.7	$-0.8 \pm 1.6$
				8000	89.0	$-3.0 \pm 2.1$ ; -3.1

Certificate No.: APJ24-072-CC001



Page 3 of 4



## 5. *Calibration Results Applied*

The results apply to the particular unit-under-test only. All calibration points are within manufacture's specification as IEC 61672 Class 1.

Uncertainties of Applied Value:

94 dB	31.5 Hz	± 0.15
	63 Hz	± 0.10
	125 Hz	± 0.10
	250 Hz	± 0.05
	500 Hz	± 0.10
	1000 Hz	± 0.05
	2000 Hz	± 0.05
	4000 Hz	± 0.05
	8000 Hz	± 0.10
104 dB	1000 Hz	± 0.05
114 dB	1000 Hz	± 0.05

The uncertainties are evaluated for a 95% confidence level.

### Note:

The values given in this certification only related to the values measured at the time of the calibration and any uncertainties quoted will not allow for the equipment long-term drift, variations with environmental changes, vibration and shock during transportation, overloading, mis-handling, or the capability of any other laboratory to repeat the calibration. (A+A)\*L shall not be liable for any loss or damage resulting from the use of the equipment.